

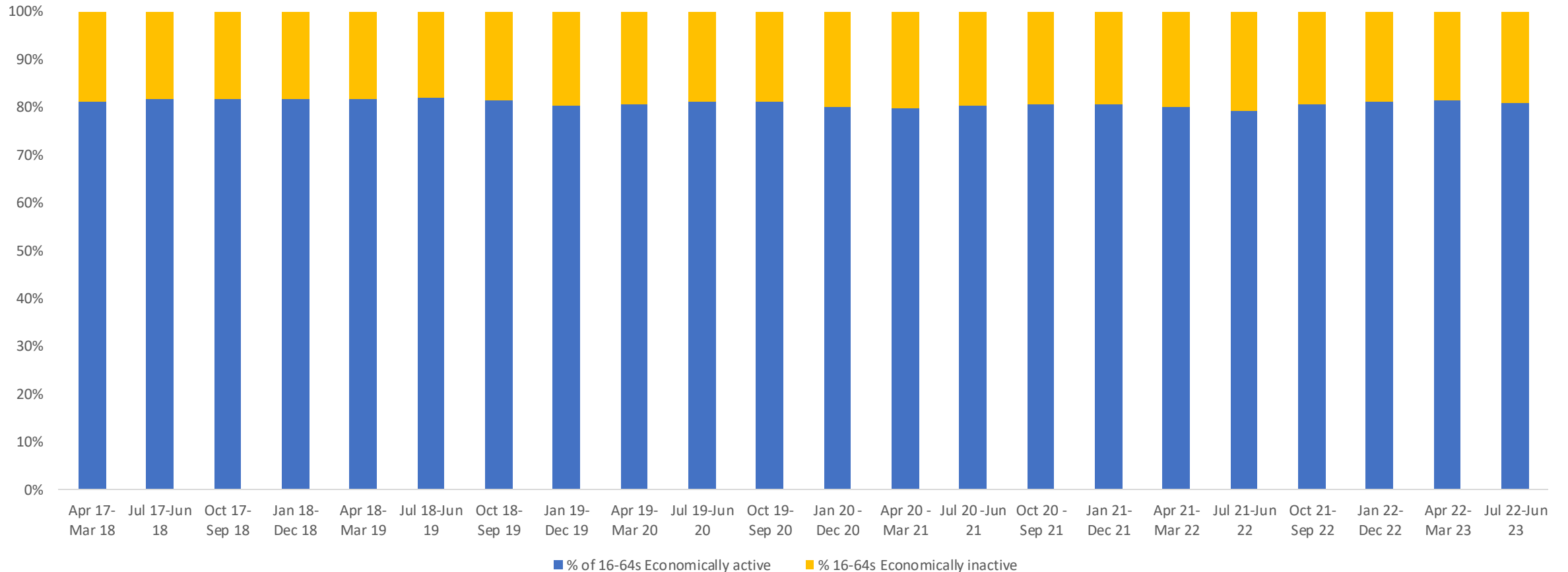
SUFFOLK ECONOMIC ACTIVITY UPDATE

DECEMBER 2023

MICHAELA BREILMANN, MANAGER OF SODA

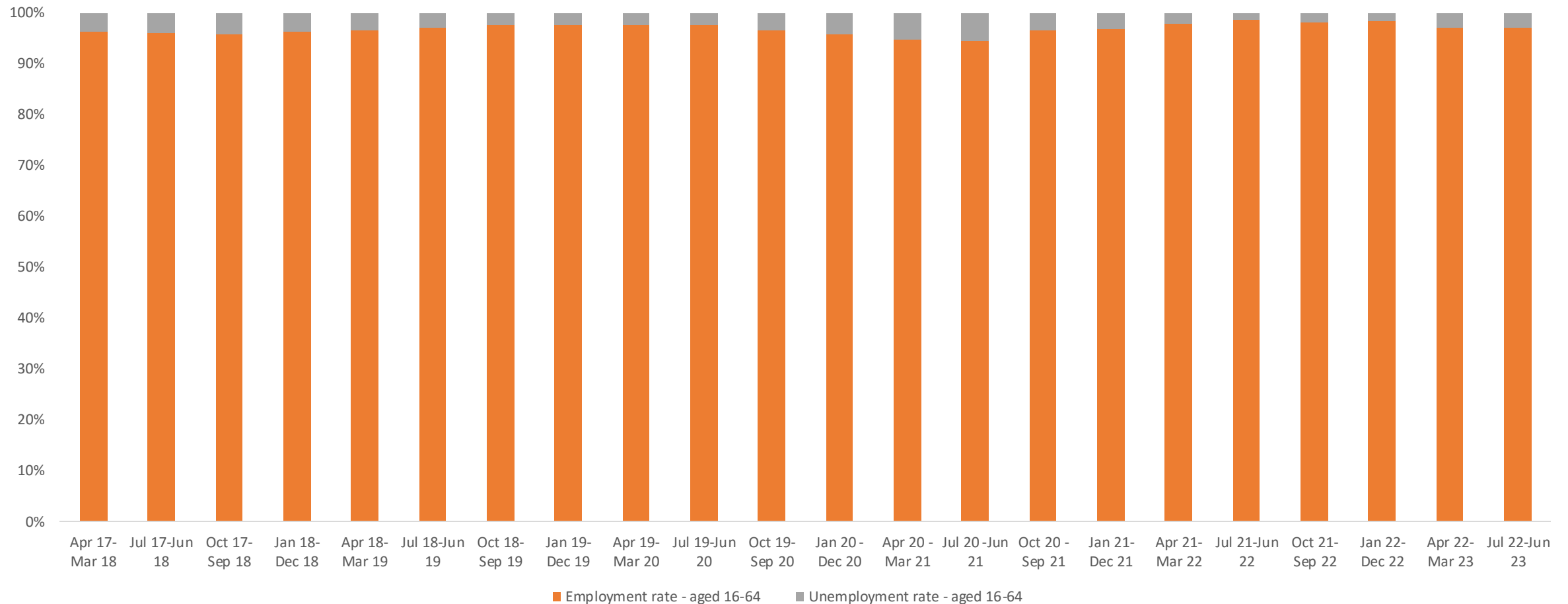
Based on latest official statistics, 355,500 (80.9%) of Suffolk's 16-64s were economically active, while 84,000 (19.1%) were inactive. This means a marginal decrease in those active and increase in those inactive.

Economically Active and Inactive, Suffolk
(Source: ONS, APS)



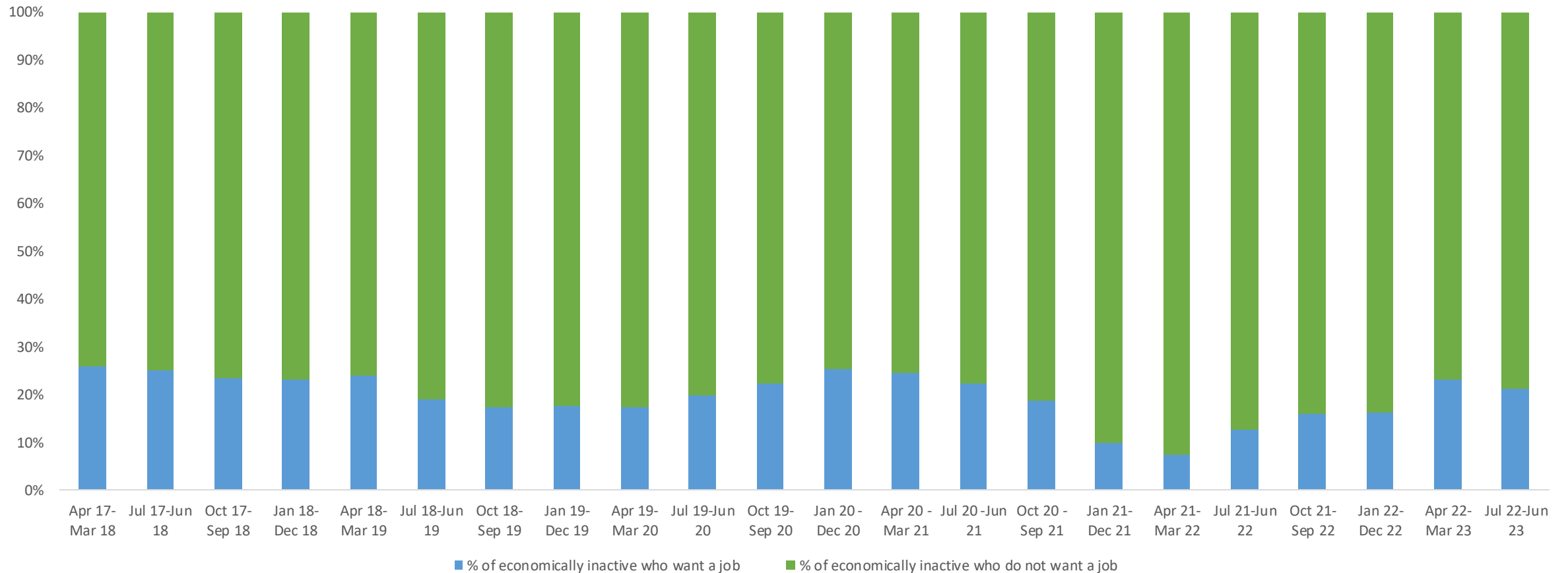
Of those 16-64s that are economically active in Suffolk, 347,300 (97.7%) were employed and 8,300 (2.3%) were unemployed.

Breakdown of those that are **economically active**, employed vs. unemployed, Suffolk (Source: ONS, APS)



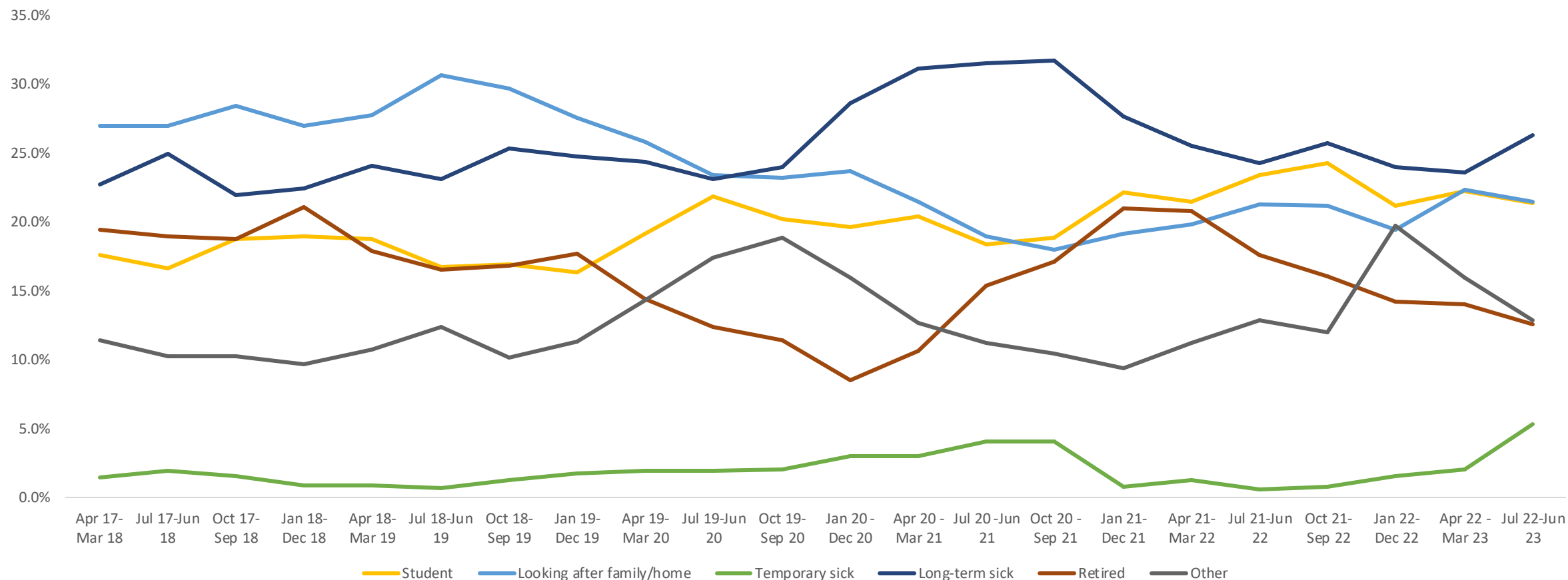
The majority (66,100 or 78.7%) of those 16-64s that are inactive in Suffolk, are not looking for a job. On average, this number is now higher than pre-COVID. However, there are also 17,900 who would like a job.

Breakdown of those **economically inactive**, want a job vs. do not want a job, Suffolk
(Source: ONS, APS)



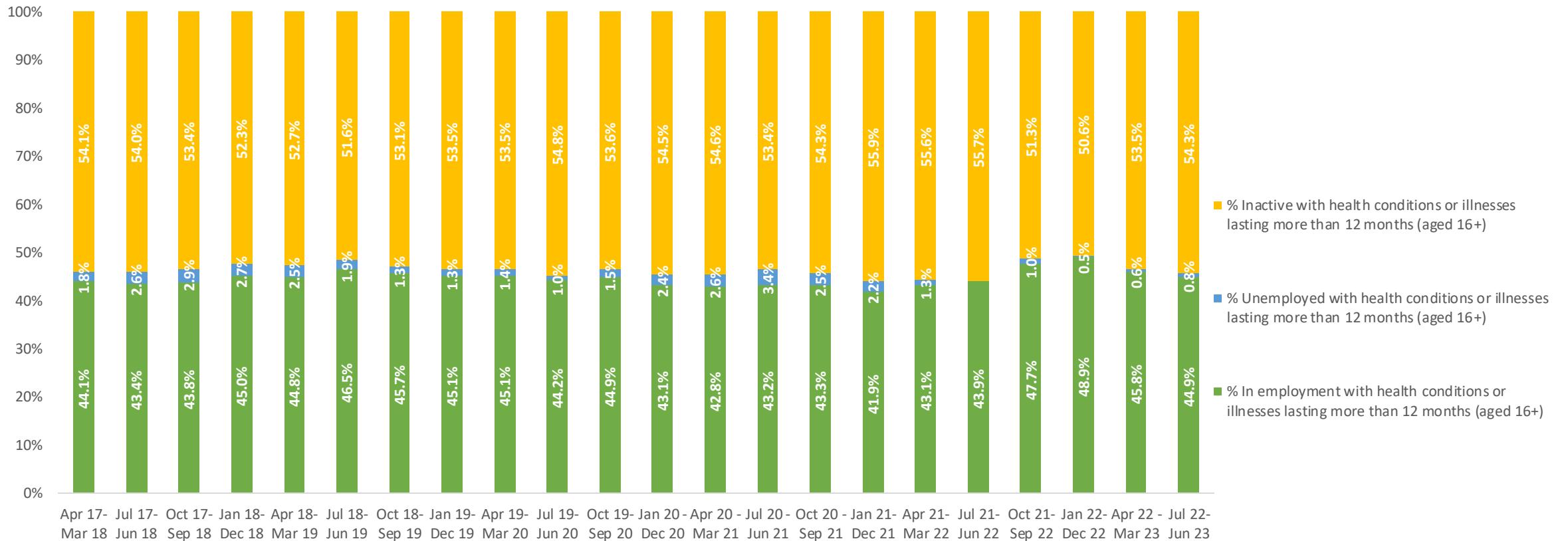
Those that are economically inactive due to long-term sickness have proportionally been the largest group since September 2020. The proportion of those temporary sick is at its highest point in 5 years. The proportion of students has also increased somewhat, while those that look after family/home and those retired have overall decreased somewhat over the past 5 years (this could be because these groups need additional incomes due to pandemic and cost-of-living crisis).

Reasons for economic inactivity, Suffolk
(Source: ONS, APS)



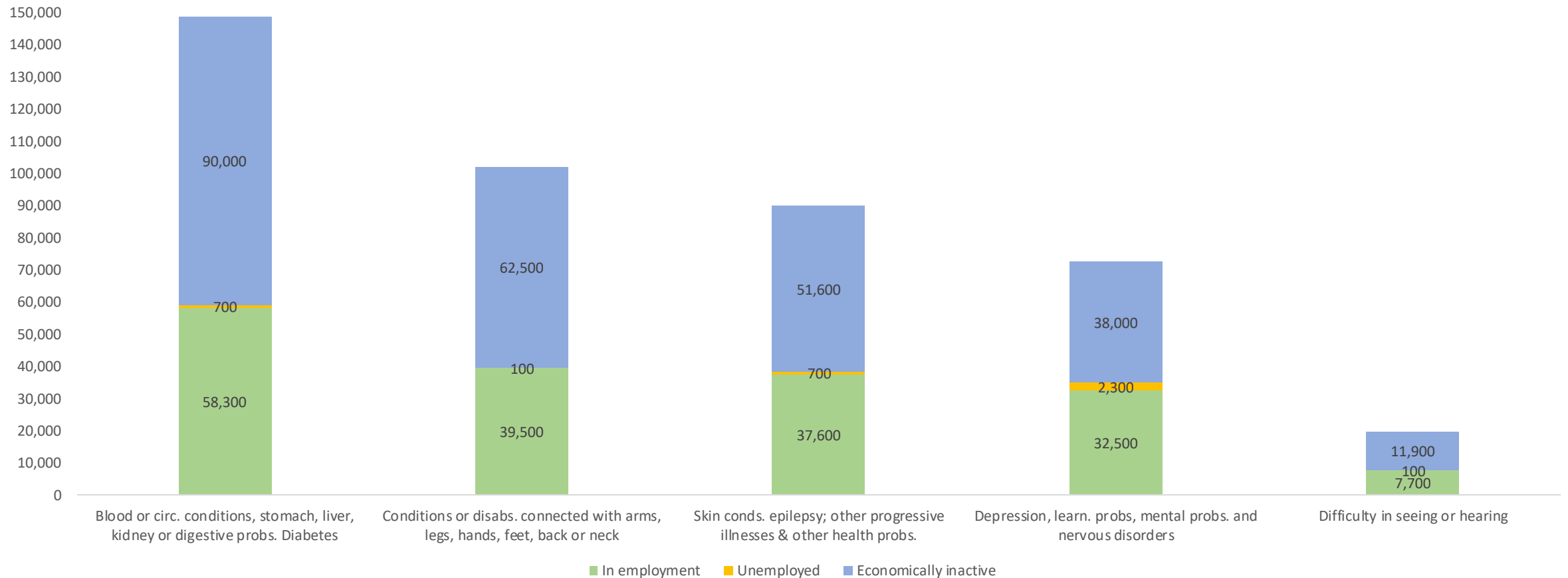
The proportion of 16+ who are inactive with a health condition or illness lasting more than 12 months has not changed much over the past 5 years.

Economic activity by health conditions or illnesses lasting more than 12 months, Suffolk
(Source: ONS, APS)



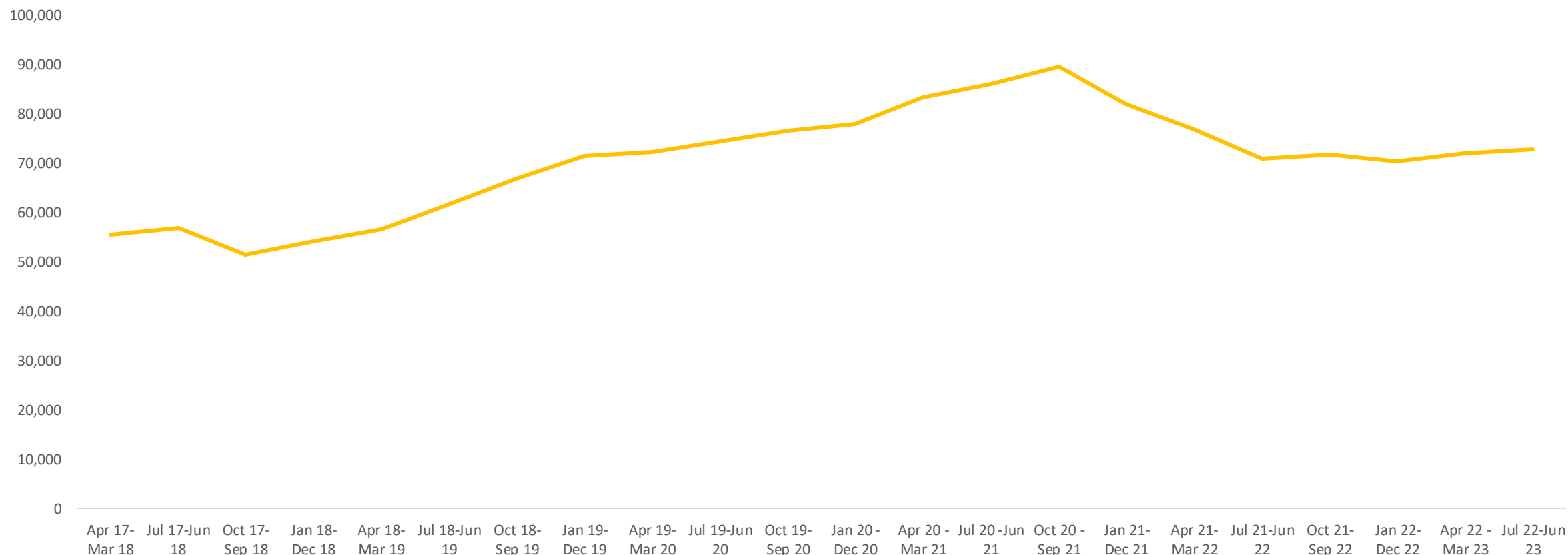
In total, 149k 16-64s have been diagnosed with Blood or circulation conditions, stomach, liver, kidney or digestive problems, Diabetes – 90k (60%) of these are economically inactive.
 In the 12 months to July 2023, 72,800 16+ had depression, learning problems, mental problems and nervous disorders – 52% of these were economically inactive.

Economic activity (number of 16+) by type of health condition / illness, Suffolk, 12 months to July 2023
 (Source: ONS, APS)



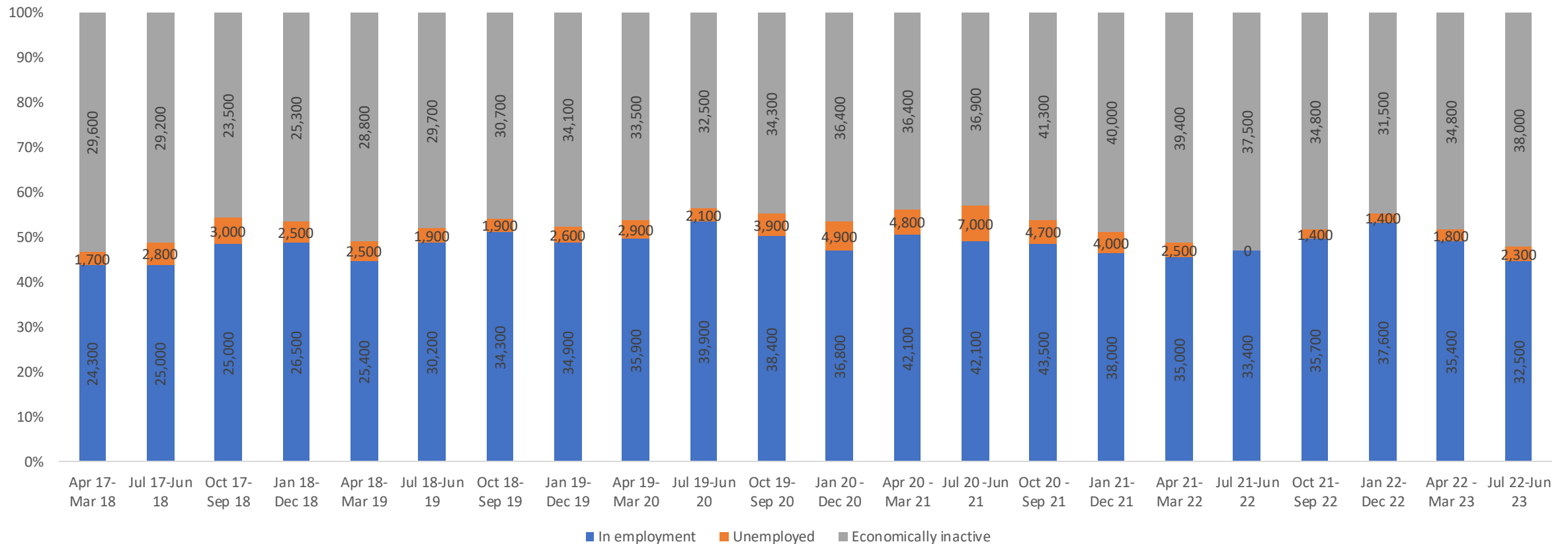
Between April 2017 and September 2021, the number of 16+ diagnosed with depression, learning problems, mental problems and nervous disorders increased from 55.6k to 89.5k (+61%). The number then dropped to 70.5k in December 2022, but has since increased to 72.8k.

Number of 16+ that have been diagnosed with **depression, learn. probs, mental probs. and nervous disorders**, Suffolk, Apr-17 to Jul-23
(Source: ONS, APS)



The proportion of 16+ who are inactive due to depression, learning problems, mental problems and nervous disorders has fluctuated between 42.9% (June 2021) and 53.2% (March 2018). In the latest data this stands at 52.2% (highest since June 2022).

Economic Activity of 16+ (number and proportion) that have been diagnosed with depression, learn. probs, mental probs. and nervous disorders, Suffolk
(Source: ONS, APS)

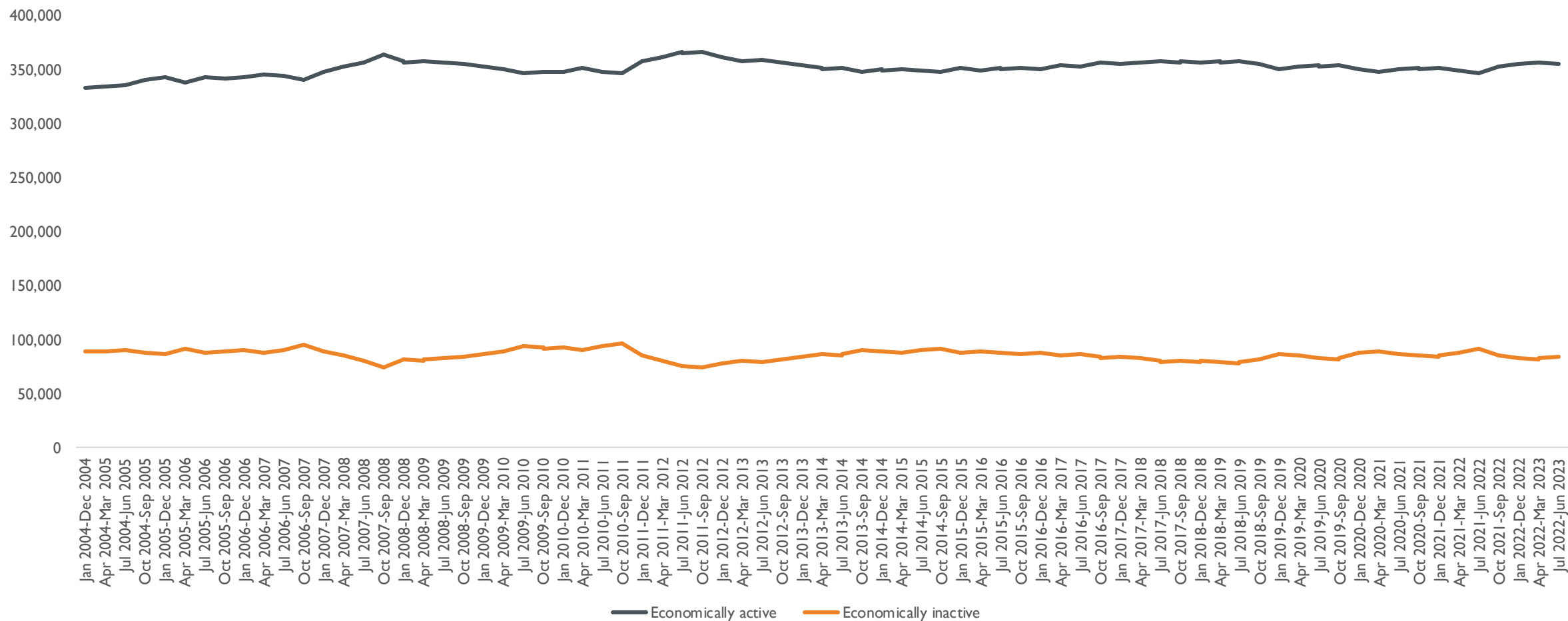


Summary

- Based on latest official statistics, 355,500 (80.9%) of Suffolk's 16-64s were economically active, while 84,000 (19.1%) were inactive.

In mid-2023, 355,500 (80.9%) of Suffolk's 16-64s were economically active, while 84,000 (19.1%) were inactive. Economic Activity has been very consistent across Suffolk, with the proportion of those economically active ranging between 78.2% to 83.2% over the past 20 years. Absolute numbers of those that are economically active have risen by 6.9%, while the number of economically inactive has decreased by 5.9% between December 2004 and June 2023. (Note total 16-64 population grew by 11% between Census 2001 and Census 2021.)

Number of 16-64s by economic activity, Suffolk, 2004 - 2023



Unemployment is relatively low across Suffolk (on average 4.3% over past 20 years), and only during the economic crisis (2009-2014) was the proportion of those unemployed above 5%.

Number of 16+, who are economically active, by employment type, Suffolk, 2004 - 2023

